



SDS5020 SERIES ~ SMD Shielded Power Inductors



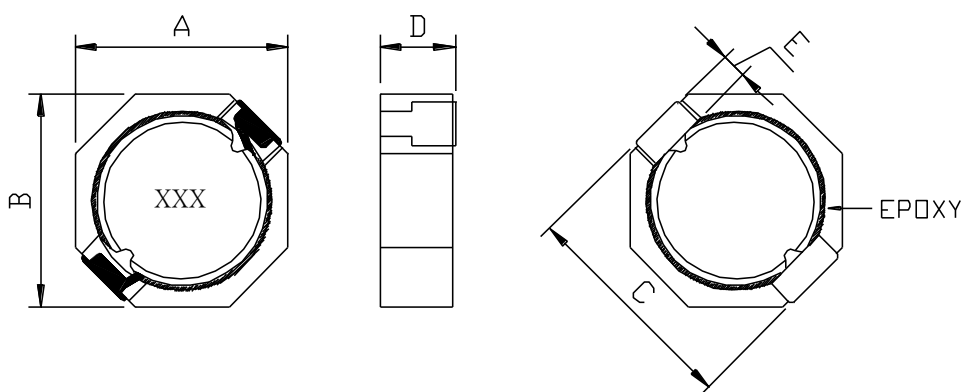
RoHS Compliant

PART NUMBERING SYSTEM

SDS	5020	—	100M	—	LF
TYPE	DIMENSIONS		INDUCTANCE		LEAD FREE

SHAPES AND DIMENSIONS

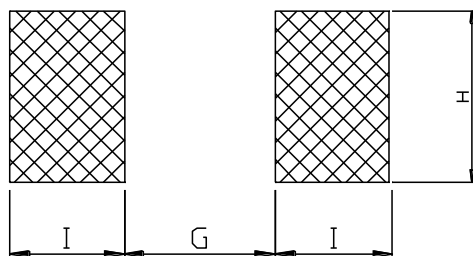
UNIT : mm



A=5.20 max. B=5.20 max. C=5.60 max. D=2.00 max. E=0.60 REF F=1.40 REF.

RECOMMENDED PATTERNS

UNIT : mm



G= 4.00 H= 2.00 I = 1.00

FEATURES

- Low profile (2.00mm max. height) and 5.2mm max. square.
- Magnetically shielded and low DC resistance .
- Suitable as inductors for Cellular phone .
- Ideal for a variety of DC-DC converter inductor .
- Most suitable for portable electronic equipment requiring low profile and high density mounting .

SDS5020 SERIES ~ SMD Shielded Power Inductors



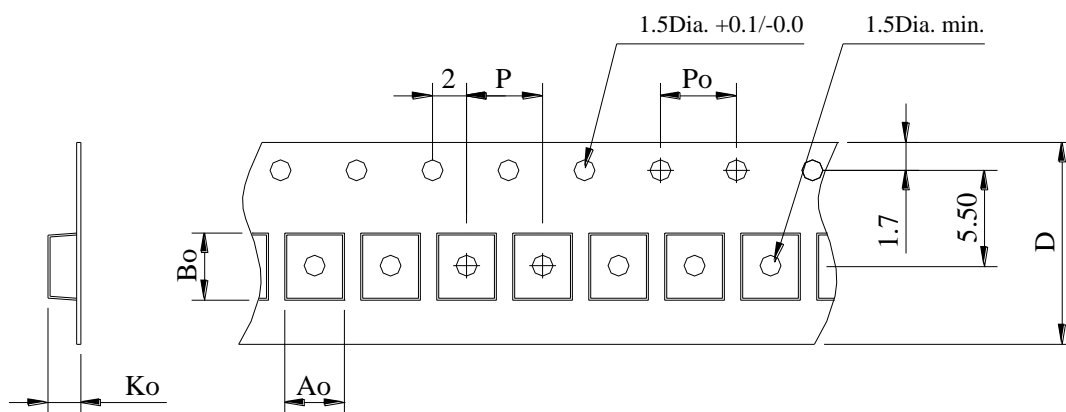
RoHS Compliant

SPECIFICATION TABLE

PART NUMBER	INDUCTANCE (μ H)	DCR (m Ω) (Max.)	Isat (A) (Max.)	Irms (A) (Max.)	TEST FREQ. (f)
SDS5020-1R2M-LF	1.20 \pm 20%	44	2.15	2.44	100KHz
SDS5020-2R2M-LF	2.20 \pm 20%	59	1.63	1.74	100KHz
SDS5020-3R5M-LF	3.50 \pm 20%	73	1.34	1.54	100KHz
SDS5020-4R7M-LF	4.70 \pm 20%	87	1.14	1.30	100KHz
SDS5020-6R8M-LF	6.8 \pm 20%	105	0.95	1.17	100KHz
SDS5020-100M-LF	10 \pm 20%	150	0.76	0.93	100KHz
SDS5020-150M-LF	15 \pm 20%	210	0.63	0.77	100KHz
SDS5020-220M-LF	22 \pm 20%	275	0.56	0.70	100KHz
SDS5020-330M-LF	33 \pm 20%	455	0.44	0.51	100KHz
SDS5020-470M-LF	47 \pm 20%	730	0.36	0.38	100KHz
SDS5020-680M-LF	68 \pm 20%	935	0.3	0.35	100KHz
SDS5020-101M-LF	100 \pm 20%	1500	0.23	0.26	100KHz

- Isat : DC current at which the inductance drops 30%(typ) from its value without current.
- I rms : Average current for 40°C temperature rise from 25°C ambient.
- Operating temperature range -40°C to +125°C ,
- Electrical specifications at 25°C .

PACKAGING SPECIFICATION



STAYLE	Q' TY (PCS)	DIMENSIONS (m/m)					
		Ao	Bo	Ko	P	Po	D \pm 0.3
13"	2,000	5.72	5.72	2.40	8.00	4.00	12.0